

INSTRUCTION MANUAL

使用說明 / 使用说明

momax

PinCard Pro Mini

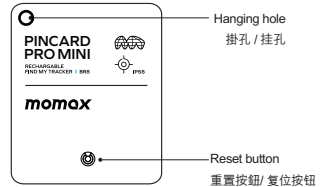
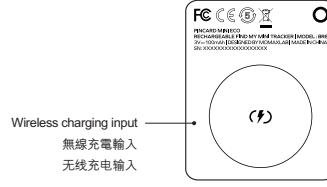
Rechargeable Find My Mini Tracker

Find My 可充電全球定位器

Find My 可充电全球定位器



BR8



Use of the Works with Apple badge means that a product has been designed to work specifically with the technology identified in the badge and has been certified by the product manufacturer to meet Apple Find My network product specifications and requirements.

Apple, Apple Find My, Apple Watch, Find My, iPhone, iPad, iPodOS, Mac, macOS and watchOS are trademarks of Apple Inc. iOS is a trademark or registered trademark of Cisco in the U.S. and other countries and is used under license.

To use the Apple Find My app to locate this item, the latest version of iOS, iPadOS, or macOS is recommended. The Find Items app on Apple Watch requires the latest version of watchOS.

INSTRUCTION FOR USE

操作/操作

PRODUCT SETUP

- 1. You need an iPhone, iPad, or iPod touch with iOS 14.5 or iPadOS 14.5 or later and Apple-ID two-factor authentication turned on.

- 2. Turn on Bluetooth on your Apple device, and go to Settings -> Privacy -> turn on Location Services, then scroll down and tap Find My, allow location access and turn on Precise Location.

- 3. Open the Find My app, then select the items tab.

- 4. Click Add Item and then click Add Other Items.

- 5. After finding the item, press Connect and follow the onscreen instructions until the setup is successful.

\* If the product cannot be found, please short press the reset button to wake up the product, you will hear a prompt sound, and then continue to connect.

產品設置

- 1. 裝有 iOS 14.5 或 iPadOS 14.5 或之後版本，並已啟用雙重認證的 iPhone、iPad 或 iPod touch。

- 2. 在 Apple 設備上打開藍牙，並且前往【設定】->【隱私權】->【定位服務】，然後向下推動並點一下【尋找】，允許取用位置及開啟【精確位置】。

- 3. 開啟【尋找】應用程式，然後選擇物品分頁。

SETUP THE LOST MODE

- 1. When the tracker is a certain distance away from the host device, to mark an item as lost, you need to turn on Lost Mode.

- 2. Tap Items at the bottom of the screen, then tap the name of the lost item.

- 3. Below Lost Mode, tap Enable.

- 4. Follow the onscreen instructions to enter a phone number where you can be reached. To enter an email address instead, tap Use An Email Address. Then tap Activate.

\* Make sure you allow notifications for the Find My app.

開啟【遺失模式】

- 1. 當定位器離開主機一定的距離時，要將物品標記為遺失，你需要開啟遺失模式。

- 2. 點一下螢幕底部的【物品】，然後點一下遺失物品的名稱。

- 3. 在【遺失模式】下方，點一下【啟用】。

- 4. 依照螢幕上的指示操作，輸入可以與你聯絡的電話號碼。若要改為輸入電子郵件地址，請點一下【使用電子郵件地址】。然後按下【啟用】。

\* 請先確定允許【尋找】App 的通知。

SEE YOUR TRACKER ON THE MAP

- 1. Open the Find My app, then tap the Items Tab.

- 2. Choose the tracker you want to locate in the Items List.

- 3. If the tracker is within range of your device or the Find My network has recently detected it, you will see it on the map. An updated location and timestamp will appear under its name.

- 4. If the tracker isn't within range of your device or any devices in the Find My network, you will see its last known location and timestamp. To be notified when your tracker is within range of your device or detected by the Find My network, turn on Notify When Found under Notifications.

\* This product include features to guard against unwanted tracking. They should not be used to track people, and should not be used to track property that does not belong to you. Using these products to track people without their consent is a crime in many countries and regions around the world.

在地圖查看定位器位置

- 1. 打開【尋找】應用程式，然後點按【物品】分頁。

- 2. 在【物品】清單中選擇您要定位的定位器。

- 3. 如果定位器位於你裝置的覆蓋範圍或最近偵測到定位器的【尋找】網絡範圍內，你可在地圖上看到。其名稱下方會顯示更新的位置和時間。

- 4. 如果定位器不在你裝置或【尋找】網絡的任何裝置之覆蓋範圍內，你可看到其最後已知位置和時間。如要在定位器進入你裝置範圍內或可由【尋找】網絡偵測到時接收通知，請開啟【通知】下的【找到時通知】。

PLAY A SOUND

- 1. Open the Find My app on your iPhone, iPad or iPod touch, then tap the Items Tab.

- 2. In the items list, choose the tracker that you want to play a sound.

- 3. Tap Play Sound. If your tracker is within Bluetooth range, it will play a sound.

- 4. To stop this sound before it ends automatically, tap Stop Sound.

播放聲音

- 1. 在 iPhone、iPad 或 iPod touch 開啟【尋找】app，然後點一下【物品】分頁。

- 2. 在【物品】清單中，選擇要播放聲音的定位器。

- 3. 點一下【播放聲音】。如果定位器位於藍牙訊號範圍內，便會播放聲音。

- 4. 要在定位器自動停止前停止播放聲音，你可點一下【停止聲音】。

ANTI-STALKING

- 1. If any tracker and other Find My network accessory products leave their owners and move with you for a period of time, you will receive a notification to your Apple device through the Find My app and be able to observe the route and duration.

- 2. These features are purpose-built to prevent unwanted attempts to track you, and if you feel your safety has been threatened, please contact local law enforcement.

- \* This product include features to guard against unwanted tracking. They should not be used to track people, and should not be used to track property that does not belong to you. Using these products to track people without their consent is a crime in many countries and regions around the world.

\* 本產品加入了防止他人擅自追蹤的功能，不應用來追蹤他人，亦不應用來追蹤不屬於你的財物。在全球很多國家和地區，未經他人同意使用這些產品追蹤別人即屬犯罪。

防止擅自追蹤

- 1. 如果任何定位器和其他【尋找】網絡配件產品離開了其擁有者，並隨你移動一段時間，你可以透過【尋找】應用程式傳送通知到你的 Apple 設備，並能夠觀察到隨你移動的行走路徑及時間。

- 2. 這些功能為特製製作，旨在防止他人在你不知情的情況下試圖追蹤你。如果你感到安全受威脅，請聯絡當地執法人員\*。

- \* 本產品加入了防止他人擅自追蹤的功能，不應用來追蹤他人，亦不應用來追蹤不屬於你的財物。在全球很多國家和地區，未經他人同意使用這些產品追蹤別人即屬犯罪。

\* 本產品加入了防止他人擅自追蹤的功能，不應用來追蹤他人，亦不應用來追蹤不屬於你的財物。在全球很多國家和地區，未經他人同意使用這些產品追蹤別人即屬犯罪。

INSTRUCTION MANUAL

使用說明 / 使用说明

momax

PinCard Pro Mini

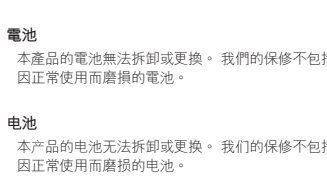
Rechargeable Find My Mini Tracker

Find My 可充電全球定位器

Find My 可充电全球定位器



BR8



PRODUCT SLEEP MODE AND RESET

- 1. Long press the button of the product and release it after hearing the continuous beeping sound (Beep > Beep-Beep > Beep-Beep-Beep, then release the button) to enter sleep mode. In this mode, the tracker will not be able to use the play/ack sound and location tracking functions. The product will wake up after pressing the product button again and will prompt the sound. You can also completely remove the item in the app and reconnect it after restoring factory settings.

- 2. Press and hold the button of the product, continue to hold the button until you hear a long beep sound and then release it. The product will automatically restart and make 2 beep sounds, and the product will reset.

產品休眠及重置

- 1. 長按產品的按鈕，聽到連續的滴-滴滴-滴滴滴，三聲後松开）進入休眠模式，此模式下定位器將無法使用播放聲音和位置追蹤功能。再次按下產品按鈕並發出提示音後，產品會喚醒。亦可以在應用程式中徹底移除物品，恢復出廠設置後，可以重新連接。

- 2. 長按產品的按鈕，持續按住按鈕直至聽到一聲較長滴聲後再松开，產品會自動重啟，發出滴滴2下聲音，產品會進行重置。

產品休眠及重置

- 1. 長按產品的按鈕，聽到連續的滴-滴滴-滴滴滴，三聲後松开）進入休眠模式，此模式下定位器將無法使用播放聲音和位置追蹤功能。再次按下產品按鈕並發出提示音後，產品會喚醒。亦可以在應用程式中徹底移除物品，恢復出廠設置後，可以重新連接。

- 2. 長按產品的按鈕，持續按住按鈕直至聽到一聲較長滴聲後再松开，產品會自動重啟，發出滴滴2下聲音，產品會進行重置。

PRODUCT REMOVAL

- 1. Open the Find My app and select the item tab you're connecting to.

- 2. Scroll to the bottom of the page, click Remove Item, then click Remove.

產品移除

- 1. 開啟【尋找】應用程式，然後選擇正在連接中的物品分頁。

- 2. 滾動到頁面底部，點擊【移除物品】，然後點擊【移除】。

產品移除

- 1. 開啟【尋找】應用程式，然後選擇正在連接中的物品分頁。

- 2. 滾動到頁面底部，點擊【移除物品】，然後點擊【移除】。

Waterproof and dustproof

防水防塵 / 防水防塵

This device has been tested and certified to be resistant to splash, water, and dust with the classification IP68 ingress protection for submersion in one meter of static fresh water for up to 30 minutes. However, such water resistance features only pertain to specific conditions tested in a laboratory environment, which do not correspond to the normal conditions of use by consumers. Therefore, protective functions cannot be guaranteed if the product is exposed to environments outside the test conditions. Do not expose the charger to water while charging, it may result in permanent damage to the device or power source.

本設備已經過測試並證實可防濺水、防水和防塵作用，其防護等級為 IP68，可在一米深的靜態淡水中浸泡長達 30 分鐘。然而，此類防水性能僅適用於在實驗室環境中測試的特定條件，並不符合消費者的正常使用條件。因此，若產品處於的環境超出測試條件，則無法保証其防護功能。充電時請勿將充電器浸入水中，否則可能會對設備或電源造成永久性損壞。

本設備已經過測試並證實可防濺水、防水和防塵作用，其防護等級為 IP68，可在一米深的靜態淡水中浸泡長達 30 分鐘。然而，此類防水性能僅適用於在實驗室環境中測試的特定條件，並不符合消費者的正常使用條件。因此，若產品處於的環境超出測試條件，則無法保証其防護功能。充電時請勿將充電器浸入水中，否則可能會對設備或電源造成永久性損壞。

SPECIFICATION

產品規格 / 产品规格

MODEL: BR8

Wireless version : BLE 5.0

Compatibility : Compatible with Apple device only : iPhone and iPod touch models with iOS 14.5 or later ; iPad models with iPadOS 14.5 or later ; iMac and Macbook with MacOS 12.5 or later

Capacity : 100mAh

Material : PVC

Size : 54 x 45 x 3mm

Weight : 11g ±2g

CONTAINS:

- 1. Rechargeable Find My Mini Tracker

- 2. Instruction manual and warranty card

型號: BR8

無線版本 : BLE 5.0

兼容性 : 僅兼容Apple設備: iOS 14.5 或以上版本的 iPhone 及 iPod touch 系列; iPadOS 14.5 或以上版本的 iPad 系列; MacOS 12.5或以上版本的Mac及Macbook 系列

容量 : 100mAh

材質 : PVC

尺寸 : 54 x 45 x 3mm

重量 : 11g ±2g

包裝內容:

- 1. Find My 可充電全球定位器

- 2. 使用說明書及保用證

型號: BR8

無線版本 : BLE 5.0

兼容性 : 僅兼容Apple設備: iOS 14.5 或以上版本的 iPhone 及 iPod touch 系列; iPadOS 14.5 或以上版本的 iPad 系列; MacOS 12.5或以上版本的Mac及Macbook 系列

容量 : 100mAh

材質 : PVC

尺寸 : 54 x 45 x 3mm

重量 : 11g ±2g

包裝內容:

- 1. Find My 可充電全球定位器

- 2. 使用說明書及保用證

WARNING

- 1. Do not dismantle or modify the product;
2. Do not store the product in wet conditions;
3. Do not keep or use the product near heat sources;
4. Do not let water or any other liquid flows into the inside part of the product's interface. This would cause damages to the product;
5. Avoid direct sunlight. Keep away from heat source;
6. Avoid high processor load in long running loops or while charging;
7. Ensure good ventilation while using;
8. In case of overheating, stop using the product.

DISPOSAL OF ELECTRONIC PRODUCTS

- 1. Do not place the product as household waste;
2. Please dispose of discarded electronic products properly according to local regulations.
3. MOMAX encourages you to participate in electronics recycling program.

WARRANTY CONDITIONS

- 1. For any defect, in the judgment of our technician, caused under normal use, we are responsible for repairing free of charges 12 months commencing from the date of purchase at the discretion of our company;
2. A valid warranty card and original purchase invoice must be presented upon request of warranty service;
3. This warranty card shall not apply to the product if: (a) it has explicitly modified or repaired in any way by persons other than technicians of this company, or; (b) it has been damaged through misuse, malicious acts, negligence, inflow of any liquid, or; (c) losses or damages are caused by force majeure or natural disasters.

WARNING

- 4. No alteration to this warranty card will be allowed;
5. The warranty terms and conditions are subject to change without prior notice;
6. Please retain your proof of purchase for warranty service;
7. Please consult the dealer about the product compatibility with your cell phone/ PDA before purchase. Product specifications are subject to change without prior notice;
8. Please visit www.momax.net for latest product information.

DISPOSAL OF ELECTRONIC PRODUCTS

- 1. Do not place the product as household waste;
2. Please dispose of discarded electronic products properly according to local regulations.
3. MOMAX encourages you to participate in electronics recycling program.

WARRANTY CONDITIONS

- 1. For any defect, in the judgment of our technician, caused under normal use, we are responsible for repairing free of charges 12 months commencing from the date of purchase at the discretion of our company;
2. A valid warranty card and original purchase invoice must be presented upon request of warranty service;
3. This warranty card shall not apply to the product if: (a) it has explicitly modified or repaired in any way by persons other than technicians of this company, or; (b) it has been damaged through misuse, malicious acts, negligence, inflow of any liquid, or; (c) losses or damages are caused by force majeure or natural disasters.

WARNING

- 3. 保用期內，出現以下條款產品保用證自動失效：
(a) 非本公司人員惡意拆解或維修產品之任何部分；
(b) 錯誤的操作如：非法接駁電源，以及水、污穢物滲入產品內導致產品損壞；
(c) 不可抗拒意外事件或天然災害導致產品損壞；
4. 此保用證如經塗改，保用證自動失效；
5. 本公司有權增刪任何維修及保用條款而不作通知；
6. 如因錯誤使用本公司產品而導致手提電話或其他電子產品有任何損壞，本公司不會承擔任何責任；
7. 有關 MOMAX 原裝產品和您的手機或電子產品的相容性，請在購買時向經銷商確認。此產品規格隨時可能變更，恕不另行通知；
8. 請瀏覽 www.momax.net 瞭解最新產品資訊。

DISPOSAL OF ELECTRONIC PRODUCTS

- 1. Do not place the product as household waste;
2. Please dispose of discarded electronic products properly according to local regulations.
3. MOMAX encourages you to participate in electronics recycling program.

WARRANTY CONDITIONS

- 1. For any defect, in the judgment of our technician, caused under normal use, we are responsible for repairing free of charges 12 months commencing from the date of purchase at the discretion of our company;
2. A valid warranty card and original purchase invoice must be presented upon request of warranty service;
3. This warranty card shall not apply to the product if: (a) it has explicitly modified or repaired in any way by persons other than technicians of this company, or; (b) it has been damaged through misuse, malicious acts, negligence, inflow of any liquid, or; (c) losses or damages are caused by force majeure or natural disasters.

WARNING

- 3. 保用期內，出現以下條款產品保用證自動失效：
(a) 非本公司人員惡意拆解或維修產品之任何部分；
(b) 錯誤的操作如：非法接駁電源，以及水、污穢物滲入產品內導致產品損壞；
(c) 不可抗拒意外事件或天然災害導致產品損壞；
4. 此保用證如經塗改，保用證自動失效；
5. 本公司有權增刪任何維修及保用條款而不作通知；
6. 如因錯誤使用本公司產品而導致手提電話或其他電子產品有任何損壞，本公司不會承擔任何責任；
7. 有關 MOMAX 原裝產品和您的手機或電子產品的相容性，請在購買時向經銷商確認。此產品規格隨時可能變更，恕不另行通知；
8. 請瀏覽 www.momax.net 了解最新產品資訊。

DISPOSAL OF ELECTRONIC PRODUCTS

- 1. Do not place the product as household waste;
2. Please dispose of discarded electronic products properly according to local regulations.
3. MOMAX encourages you to participate in electronics recycling program.

WARRANTY CONDITIONS

- 1. For any defect, in the judgment of our technician, caused under normal use, we are responsible for repairing free of charges 12 months commencing from the date of purchase at the discretion of our company;
2. A valid warranty card and original purchase invoice must be presented upon request of warranty service;
3. This warranty card shall not apply to the product if: (a) it has explicitly modified or repaired in any way by persons other than technicians of this company, or; (b) it has been damaged through misuse, malicious acts, negligence, inflow of any liquid, or; (c) losses or damages are caused by force majeure or natural disasters.

WARNING

- 3. 保用期內，出現以下條款產品保用證自動失效：
(a) 非本公司人員惡意拆解或維修產品之任何部分；
(b) 錯誤的操作如：非法接駁電源，以及水、污穢物滲入產品內導致產品損壞；
(c) 不可抗拒意外事件或天然災害導致產品損壞；
4. 此保用證如經塗改，保用證自動失效；
5. 本公司有權增刪任何維修及保用條款而不作通知；
6. 如因錯誤使用本公司產品而導致手提電話或其他電子產品有任何損壞，本公司不會承擔任何責任；
7. 有關 MOMAX 原裝產品和您的手機或電子產品的相容性，請在購買時向經銷商確認。此產品規格隨時可能變更，恕不另行通知；
8. 請瀏覽 www.momax.net 了解最新產品資訊。

DISPOSAL OF ELECTRONIC PRODUCTS

- 1. Do not place the product as household waste;
2. Please dispose of discarded electronic products properly according to local regulations.
3. MOMAX encourages you to participate in electronics recycling program.

WARRANTY CONDITIONS

- 1. For any defect, in the judgment of our technician, caused under normal use, we are responsible for repairing free of charges 12 months commencing from the date of purchase at the discretion of our company;
2. A valid warranty card and original purchase invoice must be presented upon request of warranty service;
3. This warranty card shall not apply to the product if: (a) it has explicitly modified or repaired in any way by persons other than technicians of this company, or; (b) it has been damaged through misuse, malicious acts, negligence, inflow of any liquid, or; (c) losses or damages are caused by force majeure or natural disasters.

MOMAX WARRANTY/保用證/保用证. Model/型號/型号: ..... Date of Purchase/購買日期/购买日期: ..... Remarks/備註/备注: ..... Customer Service/客戶服務中心/客户服务中心. Hong Kong and Macau: Unit A, 4/F, Cheung Lung Ind. Bldg., 10 Cheung Yee Street, Lai Chi Kok, Kowloon, Hong Kong. Hotline: 852-2402 3186 E-Mail: info@momax.net. 香港及澳門: 香港九龍荔枝角長善街10號晶隆大廈4樓A室. 服務熱線: 852-2402 3186 電郵: info@momax.net. 中國內地: 摩米士科技(深圳)有限公司. 廣東省深圳市深南大道7008號万科富春東方大廈7樓. 郵箱: 518000 全國服務熱線: 86-400-886-0010 電話: info@momax.net.cn. Copyright© 2023 MOMAX Technology Ltd. All rights reserved. MOMAX is registered trademark of MOMAX Technology Ltd. All other trademarks are the property of their respective owners. MOMAX 及 MOMAX Technology Ltd. 保留所有權利. MOMAX 及 MOMAX Technology Ltd. 保留所有權利. 所有其他標均為其各自擁有者的財產. 版權所有 ©2023 MOMAX Technology Ltd. 保留所有權利. MOMAX 及 MOMAX Technology Ltd. 的註冊商標，所有其他標均為其各自擁有者的財產.

